

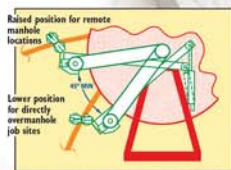
747 Series



747-FR2000



747-Truck



747-FR2000

700 gallon, 40gpm, 2000 or 3000psi, 3/4" hose system, rotating hose reel

747-SP

700 gallon, 40gpm, 2000 or 3000psi, 3/4" hose system, fixed hose reel

747-PR2000

350 gallon, 40gpm, 2000 or 3000psi, 3/4" hose system, rotating hose reel

747-P

350 gallon, 40gpm, 2000 or 3000psi, 3/4" hose system, fixed hose reel

747-FR2000TV

700 gallon, 40gpm, 3000 psi, 3/4" hose system, rotating dual hose reel with integrated TV system

747-300R

700 gallon, 65gpm, 2000psi, 1" hose system, rotating hose reel

747-4000R

350 gallon, 18 or 25gpm, 4000psi, 1/2" or 5/8" hose system, rotating hose reel

VALUABLE FEATURES:

- **POWER PLANT** – Powerful diesel engines from 60 – 115hp.
- **HIGH PRESSURE WATER PUMPS** – Pumps available from 18 to 65gpm and pressures from 2000 – 4000psi.
- **PRE-PAINTED SUB-ASSEMBLIES** – All components are pre-painted before assembly and built on sub frames for superior corrosion resistance and durability.
- **ONE PIECE SHROUDS** – Constructed from aluminum or powder coated steel with welded seams for a high quality fit and finish.
- **DURAPROLENE WATER TANK** – These optional tanks are made from a weldable/repairable material with 1/2" thick Duraprolene baffles to reduce the movement of water in transit.
- **WATERTIGHT CONTROLS** – All electronic controls are housed in a NEMA 4 compliant control box.
- **AUTOMATIC LEVEL WIND** – The up/down arm to take tension off of hose, the scroll for rewinding the hose, and a pendant control give you hands free operation away from traffic for safe and clean operation.

TV Cleaning & Televising

Cleaning and televising with the same machine reduces costs while improving flexibility and response time.



800-HPRTV



747-FR2000TV



SMART COUNTER™


This hose footage meter is accurate to +/- 1% per hundred feet and is housed in a water and dust proof IP65 case. Its large 2-1/4" brightly lit red LED display makes the footage readout visible up to 150' away. The footage is also sent to the camera system and displayed on screen for an accurate video account.



SEWER INSPECTION SYSTEM

Includes:

- Rack mounted controls
- Video recording devise (DVD burner, removable hard drive or laptop station) is located in a shock resistant weather-tight enclosure
- Camera head (self-leveling or Pan and Tilt)
- Viewing Station with glare resistant design, full color monitor, audio recording port and optional on-screen counter



UMBILICAL CORD*

The umbilical uses an integrated sewer hose and multi-conductor camera cable wrapped in a protective, repairable molded casing. The Umbilical Cord allows for easy jet tv operation working just like a sewer cleaning nozzle.

*Patent Pending



PAN & TILT CAMERA

This option allows the user to make a recording similar to that of a separate camera system with a crawler camera. Combined with the Jet TV system this creates a powerful inspection tool for pipe walls and lateral lines.

REMOTE VIEWING CONTROLS

Located in a protective, glare resistant housing to the left side of the hose reel the station allows you to access all of the camera functions while standing next to the hose reel.

800 Series



800-HPR

800-HPR

1500 gallon, hydrostatically driven, fully shrouded, heated, extendable/rotating hose reel

800-HPRTV

1500 Gallon, hydrostatically driven, fully shrouded, heated, extendable/rotating dual hose reel, integrated Jet TV system

800-H

1500 Gallon, hydrostatically driven, fully shrouded, fixed hose reel

800-A

1500 Gallon, auxiliary engine driven, fully shrouded, fixed hose reel

800-HF

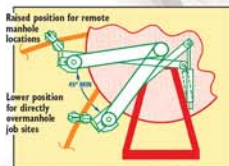
1500 Gallon, hydrostatically driven, shrouded pump, front mounted rotating hose reel



800-H


VALUABLE FEATURES:

- **POWER PLANT** – Hydrostatic drive via transmission mounted PTO for quieter and more cost effective operation.
- **HIGH PRESSURE WATER PUMPS** – Pumps available from 18 to 80gpm and pressures from 2000 – 4000psi.
- **PRE-PAINTED SUB-ASSEMBLIES** – All components are pre-painted before assembly and built on sub frames for superior corrosion resistance and durability.
- **ONE PIECE SHROUDS** – Constructed from aluminum or powder coated steel with welded seams for a high quality fit and finish.
- **DURAPROLENE WATER TANK** – The tank system is comprised of twin interconnected 750 gallon tanks with 1/2" thick Duraprolene baffles per tanks to reduce the movement of water in transit. Larger tanks are available.
- **WATERTIGHT CONTROLS** – All electronic controls are housed in a NEMA 4 compliant control box.
- **AUTOMATIC LEVEL WIND** – The up/down arm to take tension off of hose, the scroll for rewinding the hose, and a pendant control give you hands free operation away from traffic for safe and clean operation.



545 Series

Where QUALITY and VALUE meet – Get the quality you expect at a price you want from Sewer Equipment Company of America.



545-TR7

Trailer Mounted, 700 gallon, 40gpm @2000psi, and 3/4" hose

545-TR3

Trailer Mounted, 350 gallon, 40gpm @2000psi, and 3/4" hose

545-SK7

Skid Mounted, 700 gallon, 40gpm @2000psi, and 3/4" hose

545-SK3

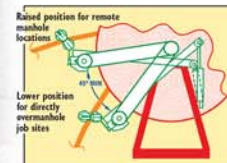
Skid Mounted, 350 gallon, 40gpm @2000psi, and 3/4" hose



545-TR7

VALUABLE FEATURES:

- **POWER PLANT** – Powerful covered diesel engine.
- **FRAME** – 2"x 6" tubular steel frame work for strength and long life.
- **HIGH PRESSURE WATER PUMPS** – High quality 40gpm @ 2000psi pump.
- **PRE-PAINTED SUB-ASSEMBLIES** – All components are pre-painted before assembly and built on sub frames for superior corrosion resistance and durability.
- **WATERTIGHT CONTROLS** – All electronic controls are housed in a NEMA 4 compliant control box.
- **AUTOMATIC LEVEL WIND** – The up/down arm to take tension off of hose, the scroll for rewinding the hose, and a pendant control give you hands free operation away from traffic for safe and clean operation.



Parts & Accessories



7500 Cable Machine



Mega6 Floor Cleaner



Pump Repair Kit



CombiChain Cutter



FMC Pump



Meyers Pump



Diamond Tap Saw



Smart Cutter Root Saw



Pan & Tilt Camera Head



HW High Flow Nozzle



Mini Missile High Thrust Nozzle



Rondo Umbrella Grease Nozzle



Tri-Star Penetrator Nozzle



Mean Green Rods



Sewer Hose



Power Jet Ejector Cleaning Nozzle



Wood Chuck High Endurance Saw Blade



Hose Guides



U-Pick It Nozzle Kit



Contact Your Local Dealer:

1-800-323-1604

Outside USA: 847-729-3316

www.sewerequipment.com

sales@sewerequipment.com

Part number 92049-00-F
contents are copyrighted by
Sewer Equipment Company of America

JAJ Series

JAJ-600R

Self propelled hydraulic drive, 4 or 8 wheels, fixed or rotating reels, and 1/2"– 1" hose capability



JAJ-600R

JAJ-600TH

Self propelled hydraulic drive, dedicated track drive (4psi ground pressure), fixed or rotating reels, 1/2" – 1" hose capability, auxiliary tool circuit for hydraulic tools, and a removable reel with additional tools available.

JAJ-600TV

Available on either the 600R or 600TH, adds removable Umbilical Hose Reel and TV system.

JAJ-600SK

Stand alone hose reel for mounting to a standard skid steer style tractor.



JAJ-600TH

VALUABLE FEATURES:

- **DRIVE** – 4 wheel independent hydraulic drive with skid steer style controls
- **POWER PLANT** – powerful 20hp gas engine.
- **PRE-PAINTED SUB-ASSEMBLIES** – All components are pre painted before assembly and built on sub frames for superior corrosion resistance and durability. are housed in a NEMA 4 compliant control box.
- **AUTOMATIC LEVEL WIND** – The up/down arm to take tension off of hose, the scroll for rewinding the hose, and a pendant control give you hands free operation away from traffic for safe and clean operation
- **TracHorse™** - The JAJ-600TH can be used with all Stanley® TracHorse™ tools and accessories.

Quality Equipment

HYDRAULIC RODDING MACHINES (Sectional or Continuous)

Hydraulic Operated Rodders are available as a trailer or truck mounted unit. These "easy-to-set-up" machines are available with manual or automatic controls (Auto-Reflex Drive). When outfitted with the Auto Reflex Drive, the machine gets "Smart". When a difficult obstruction is encountered the rod will back up a few feet and automatically travel forward again attacking the obstruction. This cycle will repeat itself until the problem is eliminated. This "Smart" rodder feature is of great assistance to both the new and experienced operator. All of the Rodder's electrical components are housed in a NEMA4 enclosure to insure protection from the elements.

Hydraulic or Mechanical BUCKET MACHINES

Using a Bucket Machine is the most cost effective and only sure way to remove sand, solids or sludge from storm and sanitation pipelines. These machines are effective every inch of the way and they need no water.

